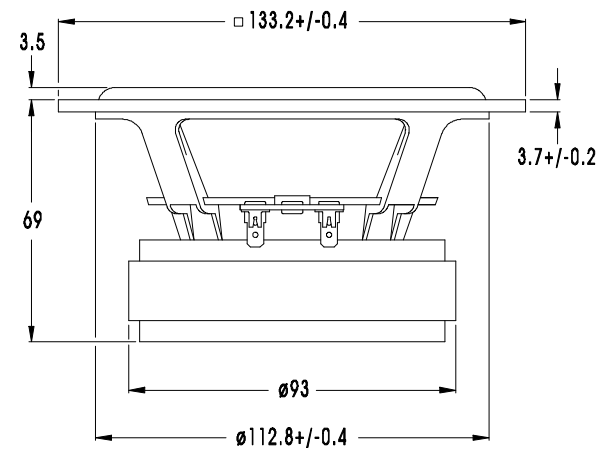
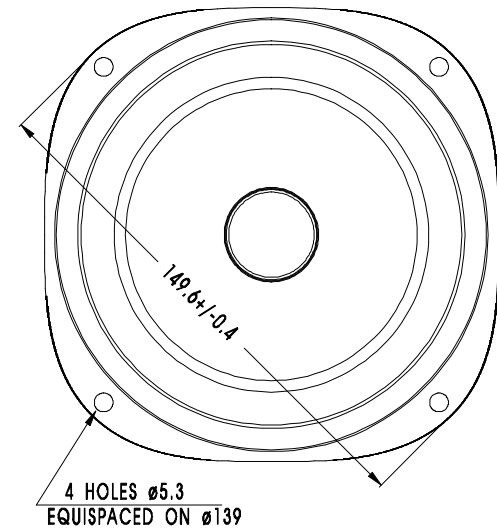
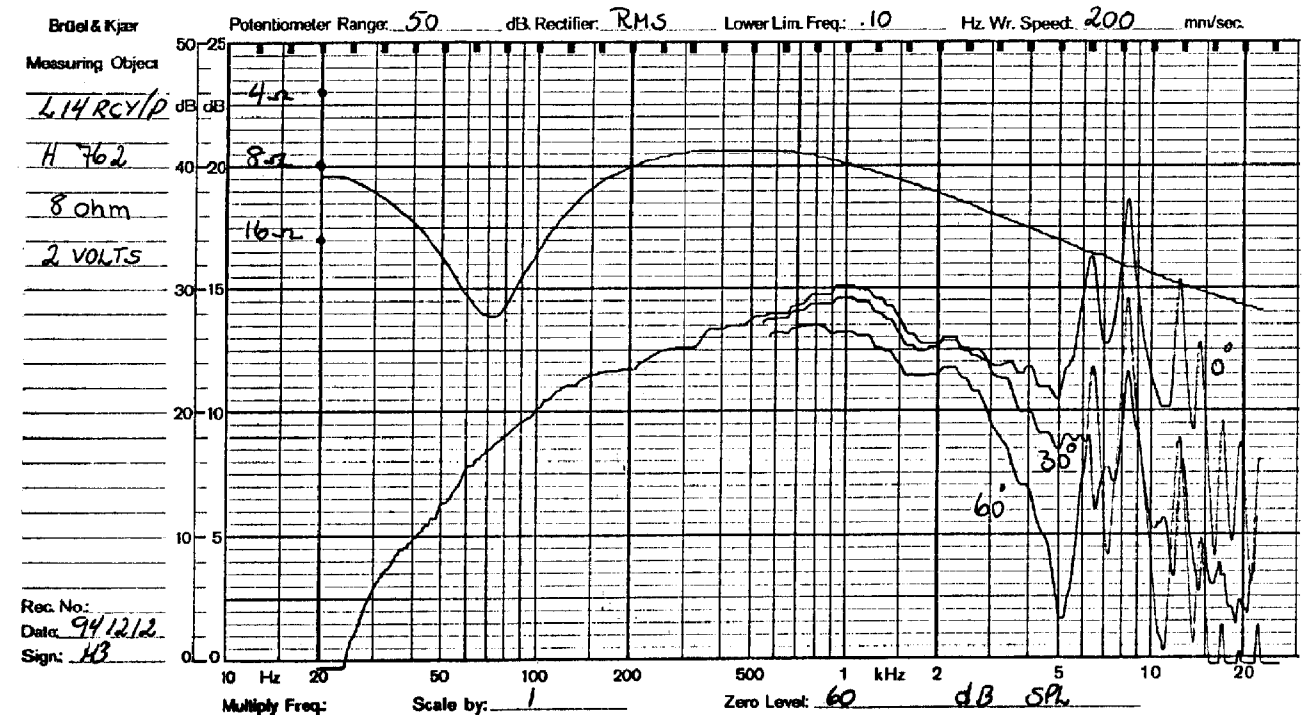


## WOOFER

## L14RCY/P



Response curve recorded in anechoic chamber (Free-field, 4 pi radiation) with 0.5m microphone distance. The loudspeaker is mounted in a closed box of 7 l net. volume.



L14RCY/P is a 5" High Fidelity woofer unit with a stiff and stable injection moulded metal chassis. The stiff, yet light aluminium cone and the low loss rubber surround show no sign of the familiar 500-1500 Hz cone edge resonance and distortion associated with soft cones. On the other hand, the cone break up modes at higher frequencies call for special attention in the crossover design work. A high temperature voice coil wound on an aluminium voice coil former gives a high power handling capacity. The phase plug gives low compression due to temperature variations in the voice coil, high power handling capacity and eliminates resonances which would otherwise occur in the volume between the dust cap and the pole piece. The L14RCY/P is equipped with a heavy magnet structure for improved efficiency and voice coil control.

### NOTES

NOMINAL IMPEDANCE	8 Ohms	VOICE COIL RESISTANCE	5.5 Ohms
RECOMMENDED FREQUENCY RANGE	45-3000 Hz	VOICE COIL INDUCTANCE (EQUIVALENT)	0.7 mH
SHORT TERM MAXIMUM POWER *	200 W	FORCE FACTOR	7.3 N/A
LONG TERM MAXIMUM POWER*	80 W	FREE AIR RESONANCE	39 Hz
CHARACTERISTIC SENSITIVITY (1W, 1m)	87 dB SPL	MOVING MASS	9.6 g
OPERATING POWER (96 dB SPL, 1 m)	8.0 W	AIR LOAD MASS IN IEC BAFFLE	0.6 g
		SUSPENSION COMPLIANCE	1.7 mm/N
VOICE COIL DIAMETER	26 mm	SUSPENSION MECHANICAL RESISTANCE	1.8 Ns/m
VOICE COIL HEIGHT	14 mm	EFFECTIVE PISTON AREA	75 sq.cm
AIR GAP HEIGHT	6.0 mm		
LINEAR COIL TRAVEL (p-p)	8.0 mm		
MAXIMUM COIL TRAVEL (p-p)	14.0 mm	VAS	14.0 Litres
MAGNETIC GAP FLUX DENSITY	1.25 T	QMS	1.4
MAGNET WEIGHT	0.42 Kg	QES	0.24
TOTAL WEIGHT	1.25 Kg	QTS	0.21

\* = IEC 268-5