



H 305

19 TNF/T H 305, 3/4" High Fidelity Dome Tweeter

Chassis: glassfibre, reinforced plastic, black.

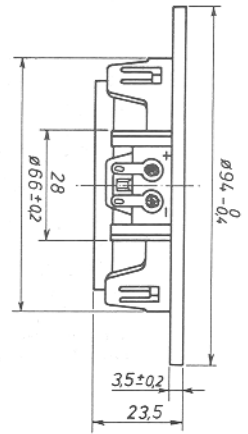
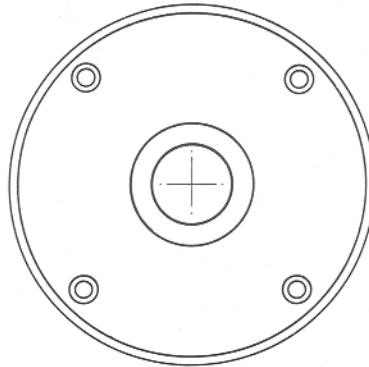

Decoration insert: foam, dark grey.

Diaphragm: soft dome, polyamide, black.

Mounting holes: 4 x 4 mm, equispaced on PCD 78 mm

The H 305 features high efficiency and wide dispersion, the result of moderate horn loading and a small diaphragm which is vacuum formed from a high loss plastic foil. The unit is ideally suited for application in three and four way systems with a crossover frequency of 4 kHz or higher.

The addition of magnetic oil (ferro fluid) to the voice coil gap, measurably improves the performance. The short term power handling capacity is considerably increased, the Q value at resonance is significantly reduced simplifying crossover design and the compression at high power levels is reduced.



Technical data:

8 ohms

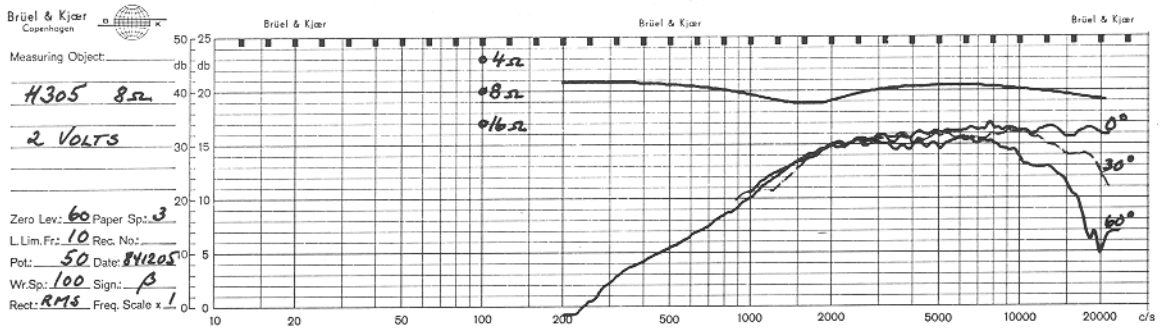
Recommended frequency range	4000-20 000	Hz	Voice coil resistance:	6,2	ohms
Nominal power (DIN 45573)	80	W 1)	Effective diaphragm area	4	cm ²
Music power (DIN 45500)	-	W	Moving mass	0,2	g
Characteristic sensitivity (Im,lw)	90	dB SPL	Free air resonance	1700	Hz
Operating power (DIN 45500):	4,0	W	Weight	0,29	kg
Voice coil diameter	19,5	mm	Magnet weight	0,12	kg
Voice coil height	1,5	mm			
Air gap height	2,0	mm			
Flux density:	1,4	T			
Force factor	2,6	Wb/m			

1) Crossover frequency 5000 Hz, 12 dB/oct.

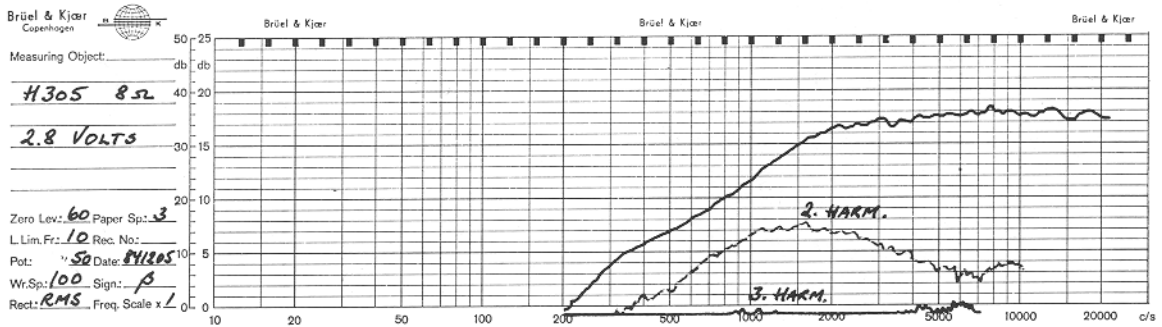
NOTES:

Response curves recorded in anechoic chamber (Free-Field, 4π -radiation) with 0.5 m microphone distance. The loudspeaker is mounted in a 0.6 m by 0.8 m baffle:

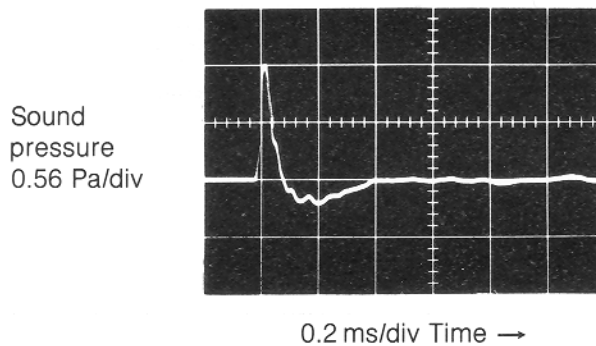
A Sound pressure on and off axis, and impedance:



B Sound pressure and distortion on axis. The distortion components are raised by 20 dB:



C Sound pressure response to 4 Volts step function:



Seas Fabrikker a.s
P.O.Box 600, Høyden, N-1501 Moss, Norway
Phone +47-32-65 811
Telex N 18419

Note: New telex no. 78419 SEAS N from June 20. 1985